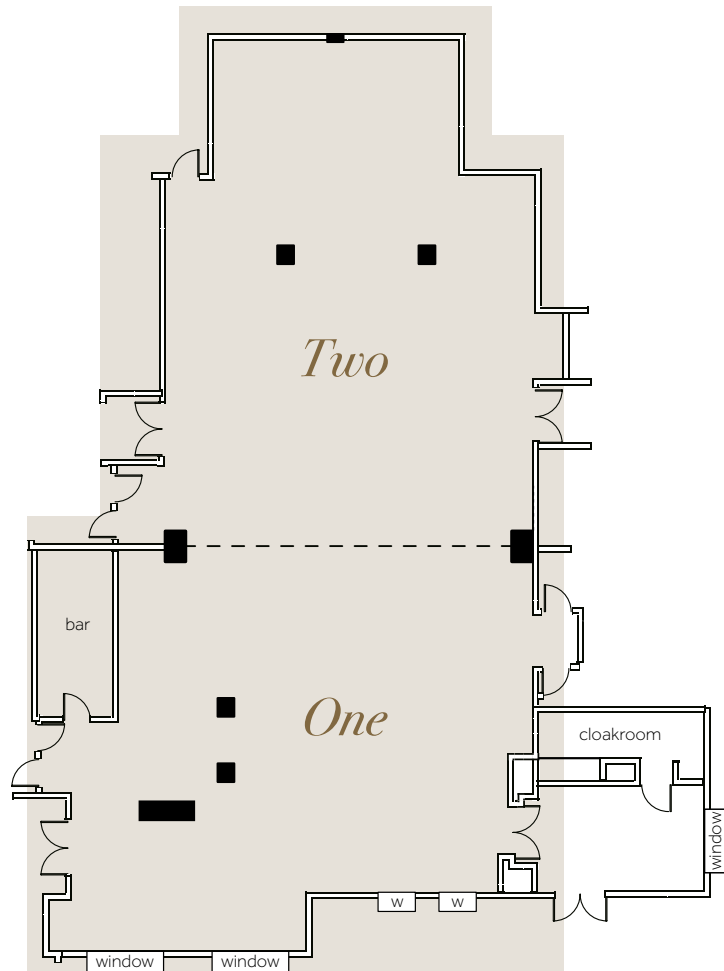


Manor Suite

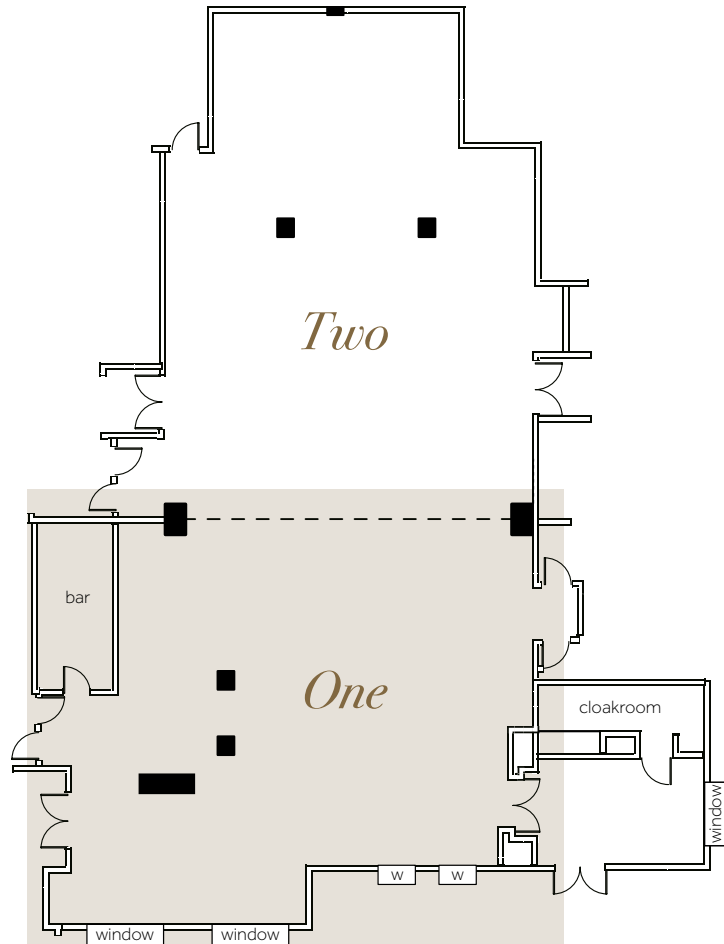
The Manor House



<i>Set-up</i>	<i>Capacity</i>	<i>Dimensions</i>	
U-shaped	60	Dimensions (Metres)	14.36x10.75,
Boardroom	60		12.29x9.68
Hollow	64	Square Metres	273.2
Classroom	80	Dimensions (Feet)	47.11x35.27,
Theatre Style	200		40.32x31.76
Cabaret	128	Square Feet	2940.7
Reception	130	Height (Metres)	2.45
Cocktail	230		
Dinner	140		
Dance	120		

Manor Suite One

The Manor House



Set-up Capacity

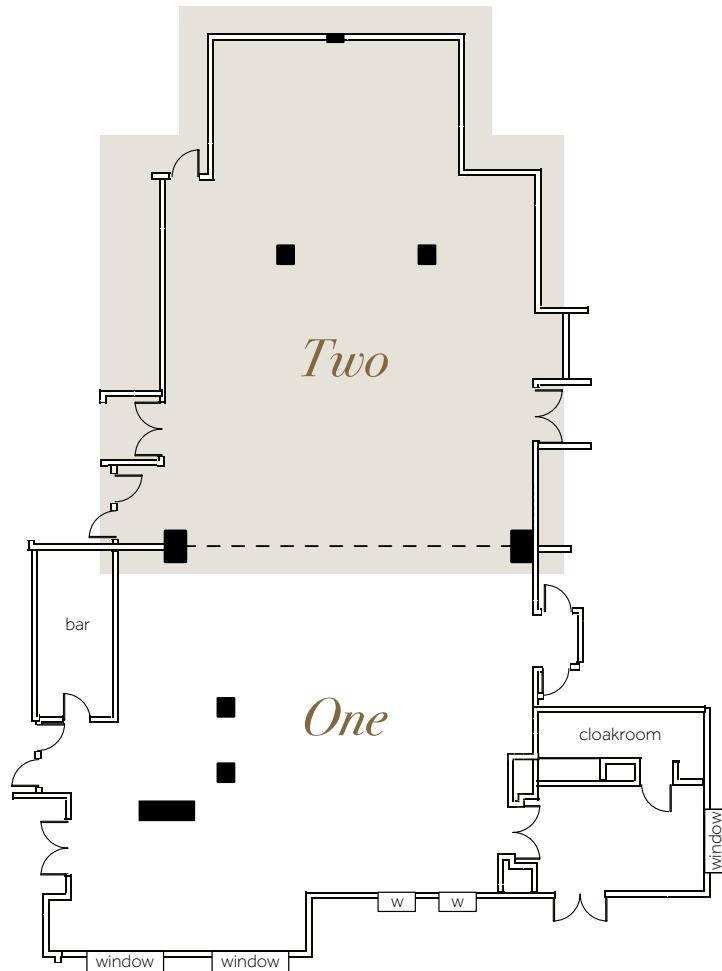
U-shaped	30
Boardroom	36
Hollow	32
Classroom	40
Theatre Style	100
Cabaret	56
Reception	50
Cocktail	100
Dinner	70
Dance	N/A

Dimensions

Dimensions (Metres)	14.36x10.75
Square Metres	154.4
Dimensions (Feet)	47.11x35.27
Square Feet	1661.9
Height (Metres)	2.45

Manor Suite Two

The Manor House



Set-up

Capacity

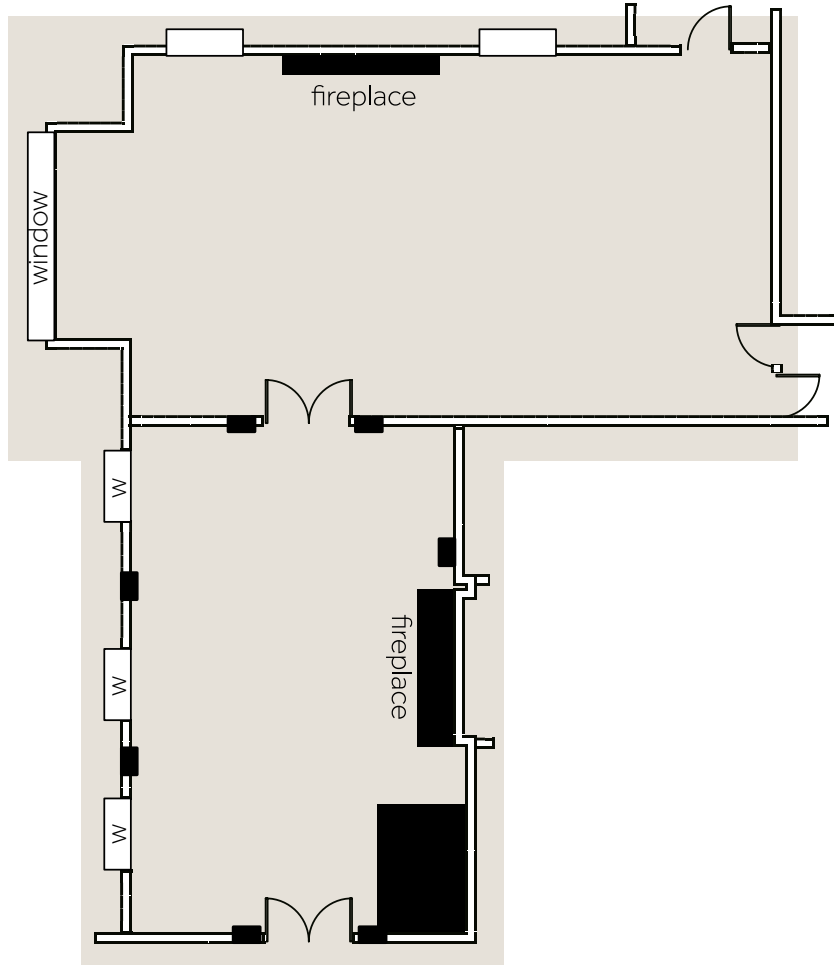
Dimensions

U-shaped	30
Boardroom	35
Hollow	32
Classroom	50
Theatre Style	80
Cabaret	48
Reception	80
Cocktail	130
Dinner	60
Dance	N/A

Dimensions (Metres)	12.29x9.68
Square Metres	118.97
Dimensions (Feet)	40.32x31.76
Square Feet	1280.6
Height (Metres)	2.45

Hedleys

The Manor House



Set-up Capacity

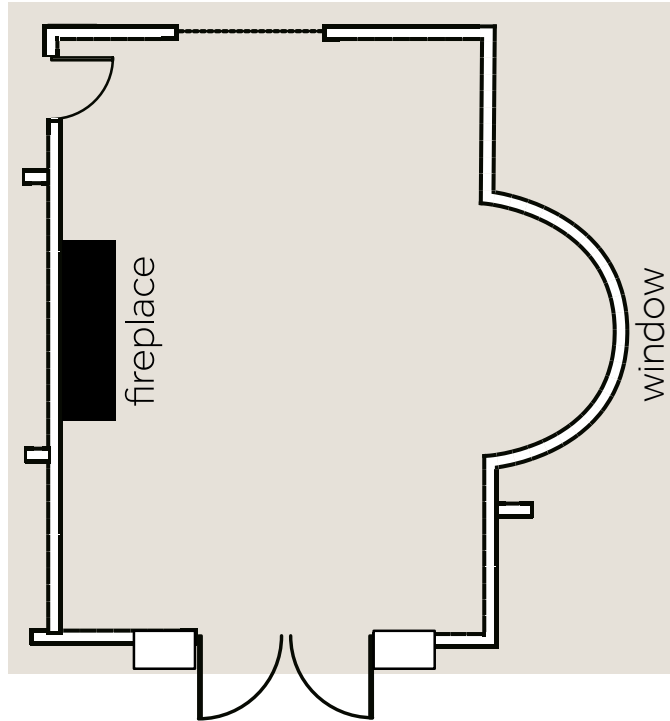
U-shaped	N/A
Boardroom	35
Hollow	35
Classroom	35
Theatre Style	50
Cabaret	40
Reception	N/A
Cocktail	60
Dinner	45
Dance	N/A

Dimensions

Dimensions (Metres)	12.58x6.37, 4.87x8.49
Square Metres	121.34
Dimensions (Feet)	41.2x20.9, 15.98x27.85
Square Feet	1306.1
Height (Metres)	3.46

Residents Lounge

The Manor House



Set-up Capacity

U-shaped	N/A
Boardroom	20
Hollow	N/A
Classroom	N/A
Theatre Style	N/A
Cabaret	N/A
Reception	N/A
Cocktail	25
Dinner	20
Dance	N/A

Dimensions

Dimensions (Metres)	7.81x5.1
Square Metres	39.83
Dimensions (Feet)	25.62x16.73
Square Feet	428.7
Height (Metres)	3.63